



## The Crystalens® Accommodating Lens

See Near, Far and Everything in Between  
With Less Dependence on Spectacles

  
Crystalens®  
see young ... be young

 CENTRE  
FOR  
SIGHT

[www.crystalens.com](http://www.crystalens.com)

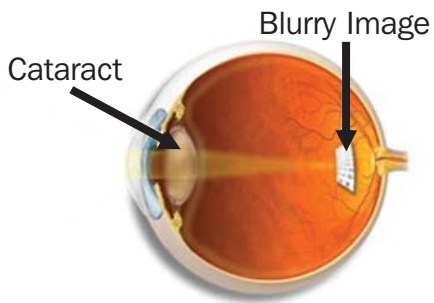
# Understanding Cataracts

# Evaluating Your IOL Options

## A Natural Effect Of Aging

The eye's natural crystalline lens helps us focus on people and things at varying distances. Unfortunately, as we grow older this lens often stiffens and hardens, and without its youthful suppleness, it loses its ability to focus, creating vision problems. This condition — for most, a natural consequence of aging — is called presbyopia.

Some people begin experiencing the early effects of presbyopia (such as a gradual loss of near vision) in their mid-40s. As we age, these changes occurring to the natural crystalline lens can lead to the development of cataracts. By age 65, a large percentage of us will develop a cataract, most often typified by cloudy/fuzzy vision. With a cataract you may have difficulty seeing in extremely bright light or low lighted conditions.



normal vision

vision through  
a cataract

## Improving Your Vision

Developing a cataract doesn't mean a permanent loss of vision quality, or having to give up the things you love, because cataract surgery is a safe, effective way to improve your vision. Cataract surgery is the most commonly performed surgery every year. Performed almost exclusively on an outpatient basis, cataract surgery is microsurgery, whereby the natural lens is removed and replaced with what is called an intraocular lens (IOL). The procedure is highly successful and most people regain very good distance vision, somewhere between 20/20 and 20/40.

## An Important Choice

During cataract surgery, your physician will replace your natural lens with an intraocular lens or IOL. Today there are multiple types of IOLs, each delivering a different performance profile based on how the lens is designed. Here are the basics about the three main types of IOLs.

### Standard Monofocal IOLs

A monofocal IOL is a fixed lens (it doesn't move) that is designed to deliver improved vision at just one distance (usually far). The potential drawback is that after surgery, you will probably need to wear glasses for near vision, even if you didn't wear glasses before surgery.



monofocal

### Multifocal IOLs

A multifocal lens uses multiple visual zones that are built into the lens itself to provide vision at various distances. It's almost like the rings of a target, with some rings being dedicated to distance vision, while others are used for near vision, similar to having a bifocal or trifocal lens inside the eye. Some patients have difficulty adjusting to seeing this way. Additionally, intermediate vision (subjects at arm's length) can be compromised because the technology is designed mainly for near and distance vision, at the exclusion of intermediate vision.



multifocal

### Accommodating IOLs

As the name implies, an accommodating lens "flexes" or "accommodates" to focus on subjects at various distances, delivering a continuous range of vision — near, intermediate and far. More than twice the number of patients implanted with the Crystalens could see at all distances compared to a standard IOL.



accommodating

# The Accommodating Lens: How It Works

## The Crystalens® Advantage

### Designed Like Your Natural Lens

The Crystalens accommodating lens takes its design cues from a single source — nature! Working in concert with the eye's natural muscle, Crystalens "flexes" to accommodate near, intermediate and distance subjects. No lens comes closer to mirroring the function of the natural lens.

- The human lens uses the ciliary muscle to move the lens and allows you to focus on the subject at hand. The Crystalens works the same way
- The lens rests back in the eye to accommodate distance vision, then gently flexes forward to accommodate intermediate vision, then further forward for near vision
- Movement is enabled by a flexible hinge within the lens

### Uncompromised Vision Quality

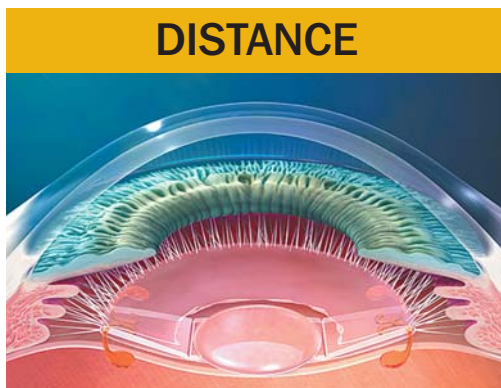
The Crystalens accommodating lens delivers comprehensive vision quality. Unlike other lens technologies that may ask you to sacrifice near or intermediate vision, Crystalens uses 100% of available light rays at all distances — near, intermediate and far — so your life is always in focus.

### The Lens That Adjusts To You

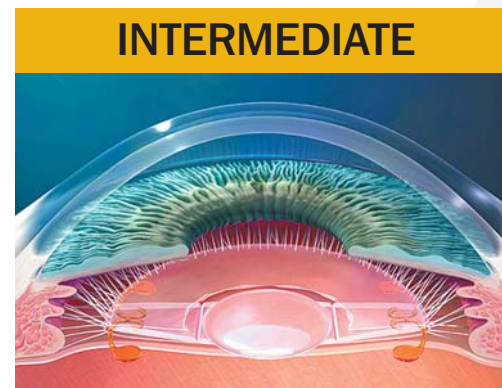
After cataract surgery, the last thing you need is a long adjustment period. That won't be a problem with Crystalens. As the first and only accommodating lens, Crystalens adjusts to you, gently flexing the lens so that you can effortlessly focus on your subject.

### Enlightening Performance

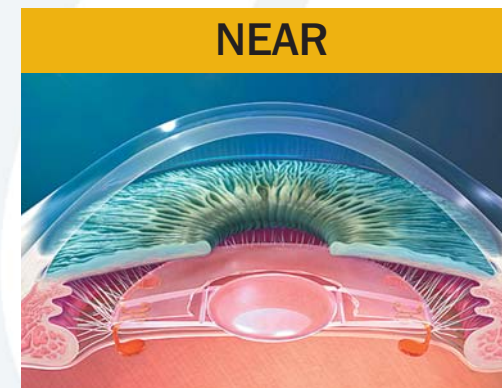
The Crystalens performs well and works independently of pupil size, so even under challenging circumstances, such as nighttime driving, glare and halos are minimized. And there's no compromise in contrast sensitivity, so going from light to dark and back again is achieved without a loss in vision quality.



*When your ciliary muscle is totally relaxed, your lens is back and you are able to focus on images within your DISTANCE field of vision.*



*For INTERMEDIATE vision, your ciliary muscle must slightly relax, allowing the lens to gently reshape.*



*Your ciliary muscle contracts, causing the lens to gently move forward and to focus on images that are NEAR.*

## Facts You Should Know About Crystalens



### Effective Near Vision

Most Crystalens patients have reduced their dependence on glasses and are able to read the newspaper or a phone book without glasses



### Effective Intermediate Vision

Most Crystalens patients are able to see their computers, dashboards and anything else at arm's length without glasses



### Effective Distance Vision

Most Crystalens patients are able to see 20/40 or better after surgery, so the clock across the room or the TV in the corner are clearly within sight

## Next Steps

The first step is to have your physician perform a thorough eye exam to determine the most appropriate treatment path for you. After the exam you will learn if you're a candidate for Crystalens, and if so, your physician will explain the surgical procedure and develop a personalized treatment strategy based on your individual vision health.

## Potential Complications

Implantation of Crystalens is a surgical procedure. All surgical procedures entail some risk. The risks of implantation with the Crystalens are generally the same potential risks that exist for implanting all intraocular lenses. Because the Crystalens has a smaller optic compared to the standard IOL, glare and other visual disturbances may occur under certain lighting conditions, including at night when the pupil widely dilates. Only your surgeon can determine if Crystalens is right for you and explain the applicable risks.

Your doctor will perform a thorough examination and fully inform you of any increased risk of complication. Because the Crystalens only absorbs a portion of ultraviolet light, you should wear sunglasses with UV400 protection when out in daylight.

## Indications For Use

The Crystalens® is indicated for implantation in the capsular bag of the eye for the visual correction of aphakia secondary to the removal of a cataractous lens in adult patients with and without presbyopia. Adverse events are comparable to the FDA-published historical controls. Rx only. Only your surgeon can determine if Crystalens® is right for you and explain the applicable risks. \*Data on file at Bausch & Lomb®.